

# ICR HV250-75 set

## Near-Field Microprobe 0.5 MHz - 2 GHz



### Short description

The near-field microprobe is designed for a high-resolution measurement of magnetic near fields. With the ICR H probe the following measurements can be performed:

- Surface Scan via IC according to IEC 61967-3
- Volumenscan via IC
- Pin Scan

The measuring coil at the ICR RF probe head is vertically aligned to the measurement surface.

A preamplifier is integrated into the probe housing and powered by the Bias-Tee.

The ICR near-field probes undergo a quality check before they are delivered. Different reference setup measurements are performed and resulting correction lines are generated. Three different correction lines are determined – a standardized correction line, an H-field correction line, and a current correction line.

Attention: Due to its construction, the ICR probe is sensitive to shock and comes with a protective cap for transport and handling.

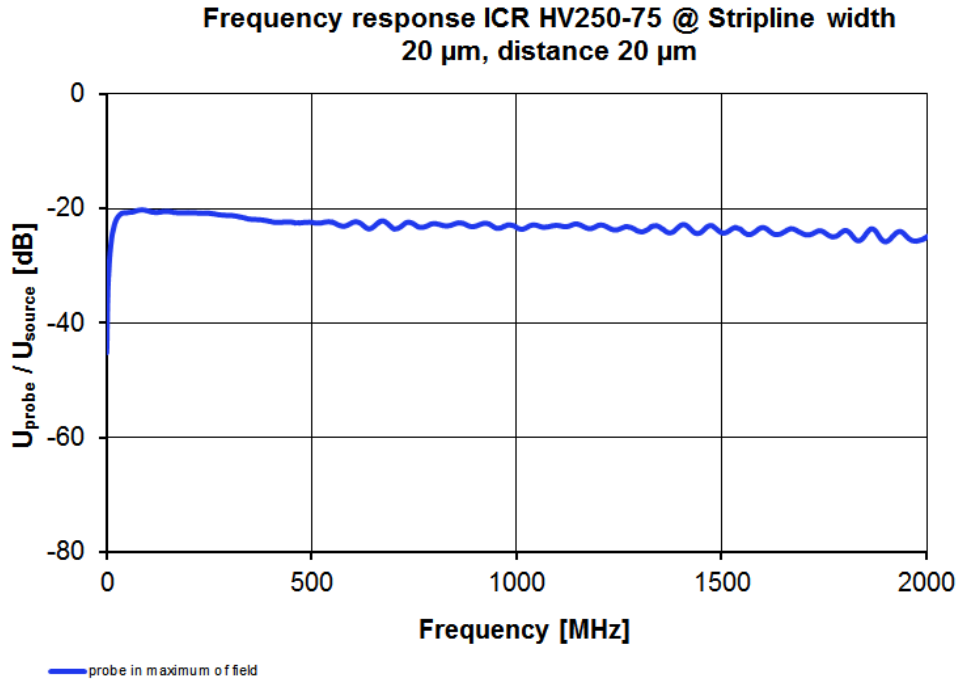
### Scope of delivery

- 1x ICR HV250-75, Near-Field Microprobe 0.5 MHz to 2 GHz
- 1x BT 706, Bias Tee for Langer probes
- 1x SMA-SMA RA, Cable SMA-SMA, right angle
- 1x ICR-C, ICR Certificate
- 1x ICR Corr, Correction Curves ICR / USB
- 1x NT FRI EU, Power Supply Unit
- 1x ICR case1, System Case

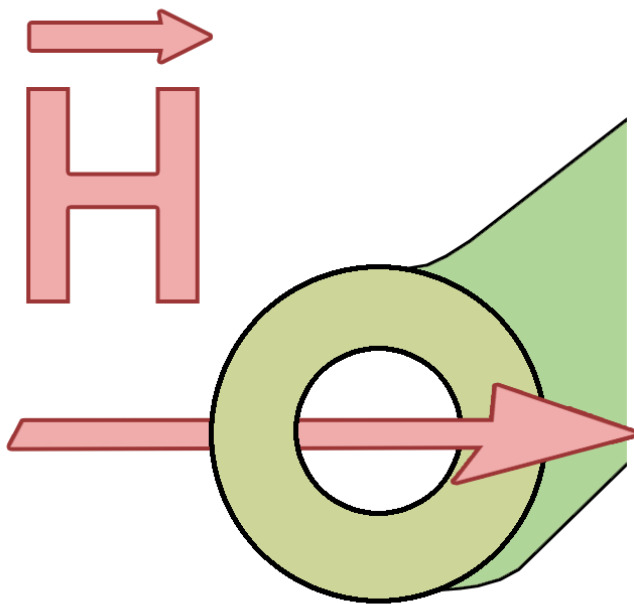
### Technical parameters

Frequency range	500 kHz ... 2 GHz
Resolution	110 µm
Internal diameter	250 µm

Frequency response



Measuring principles



Design, view 1

### Stripline



Design, view 2

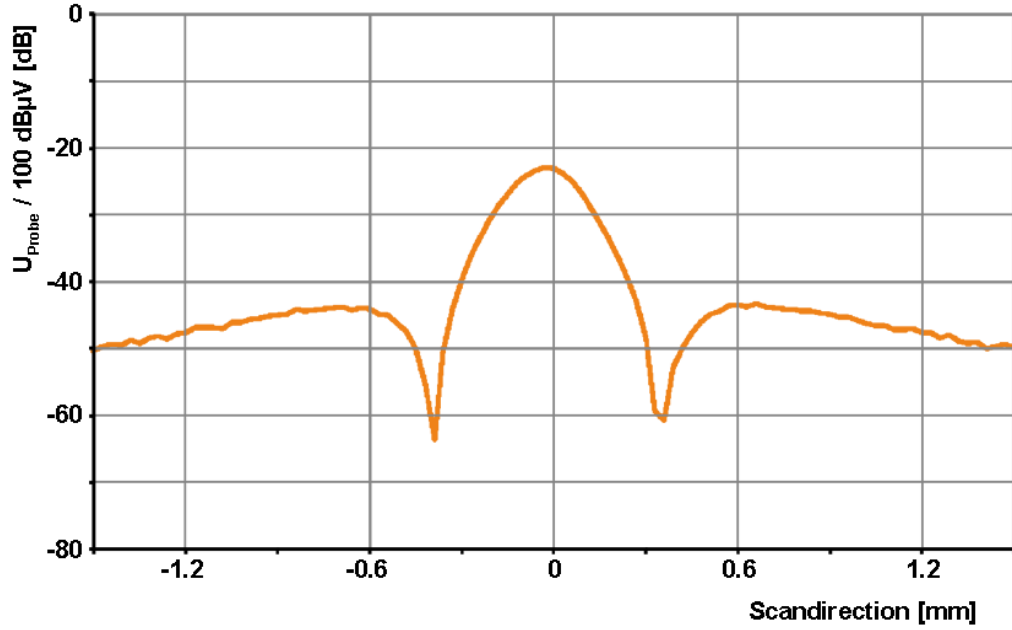
### Stripline



# ICR HV250-75 set

Near-Field Microprobe 0.5 MHz - 2 GHz

Transverse profile



ICR HV250-75



# ICR HV250-75 set

Near-Field Microprobe 0.5 MHz - 2 GHz

BT 706 bias tee



Scope of delivery

