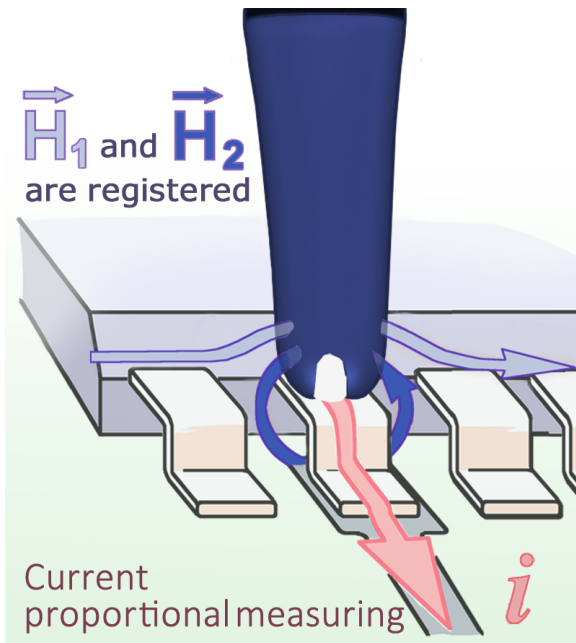


LF-U 2.5

H-Field Probe 100 kHz up to 50 MHz



Short description

The H-field probe LF-U 2.5 is a near-field probe. It is designed for the selective detection of RF current in conducting paths, SMD components and IC pins. The head of the probe has a magnetically active gap with a width of approx. 0.5 mm.

The LF-U 2.5 is a near-field probe. It functions like the LF-U 5 probe. While the LF-U 5 is suitable for larger components such as cable, connectors ect., the LF-U 2.5 is designed for SMD components and pins.

When measuring, the magnetically active gap of the probe head is positioned directly onto the measured object.

The near-field probe is small and handy. It has a current attenuating sheath and, therefore, is electrically shielded. It can be connected to a spectrum analyzer or an oscilloscope with a 50 Ω input. The H-field probe does not have an internal terminating resistance of 50 Ω .

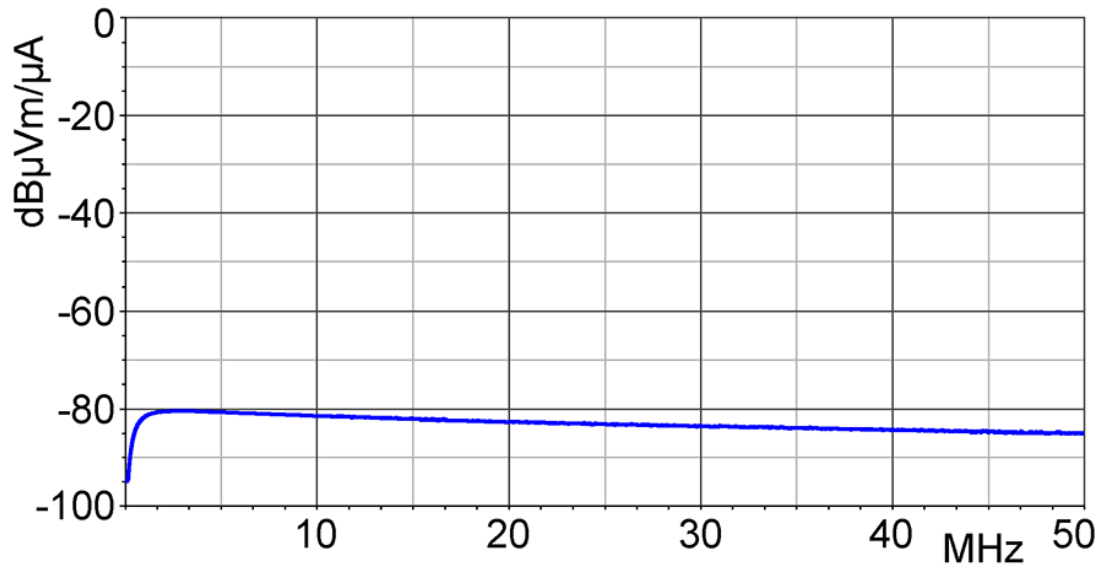
Technical parameters

Frequency range	100 kHz ... 50 MHz
Resolution	\approx 0.5 mm
Probe head dimensions	$\varnothing \approx$ 4 mm
Connector - output	SMB, male, jack
Weight	15 g

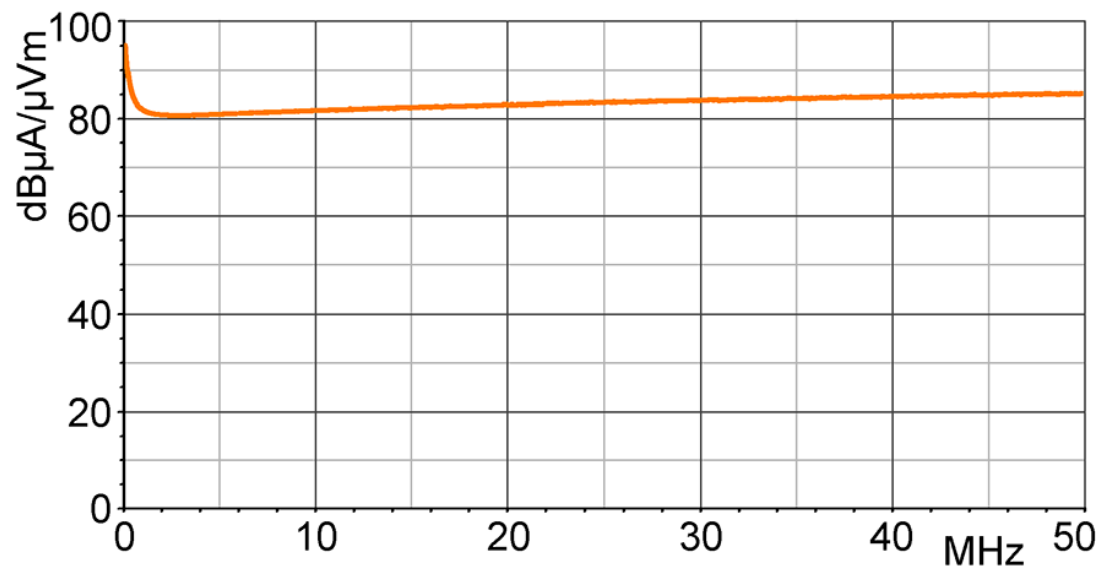
LF-U 2.5

H-Field Probe 100 kHz up to 50 MHz

Frequency response [dB μ V] / [dB μ A/m]



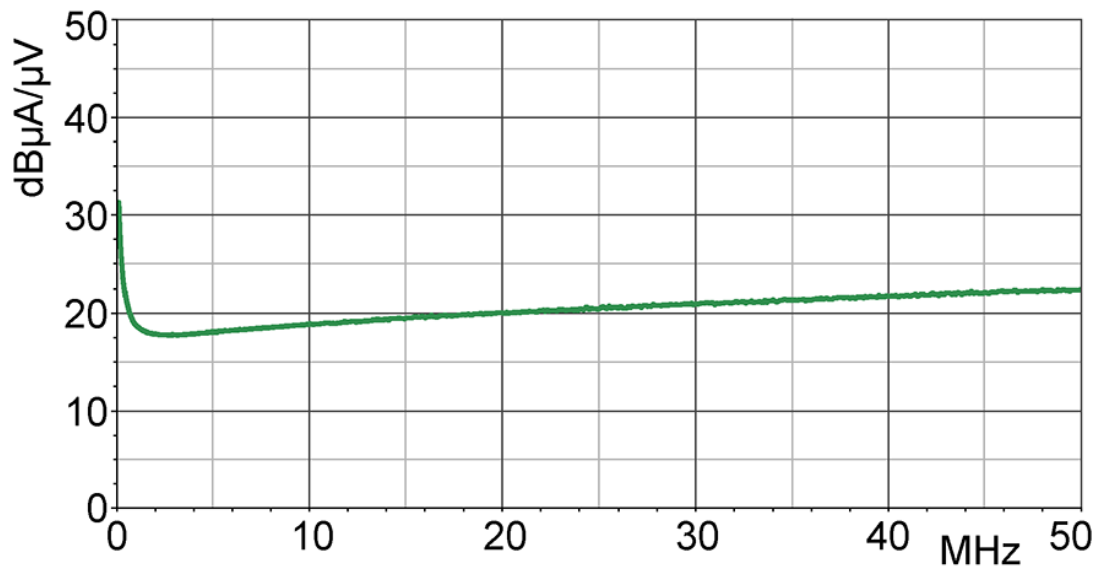
H-field correction curve [dB μ A/m] / [dB μ V]



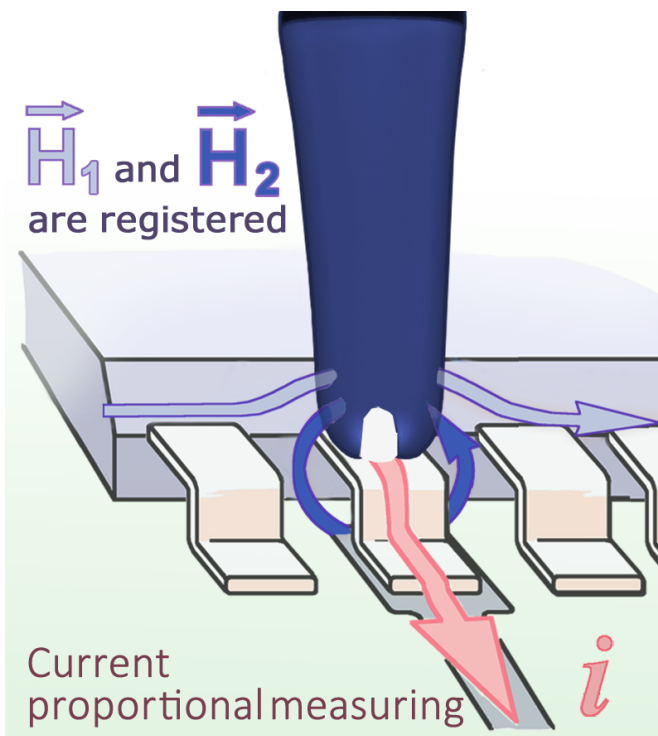
LF-U 2.5

H-Field Probe 100 kHz up to 50 MHz

Current correction curve [dB μ A] / [dB μ V]



Measuring principles



LF-U 2.5

H-Field Probe 100 kHz up to 50 MHz

Probe head

