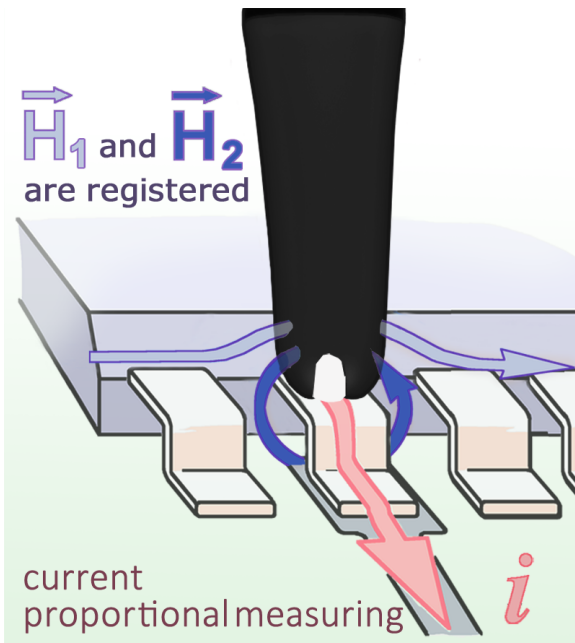


# RF-U 2.5-2

H-Field Probe 30 MHz up to 3 GHz



## Short description

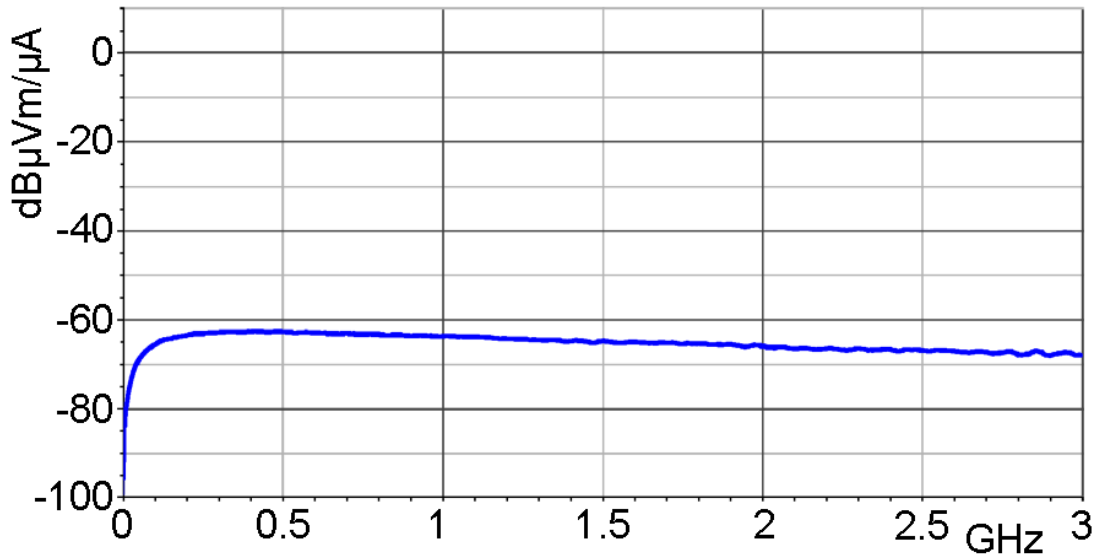
The RF-U 2.5-2 near-field probe is designed for the selective measurements of RF currents in conducting paths, component connectors, SMD components, and IC-pins. The probe head has a magnetically active gap with an approx. width of 0.5 mm. To use, the head should be positioned directly onto the measured object.

The RF-U 2.5-2 is a passive near-field probe that functions like the RF-U 5-2 probe, but is designed for SMD components (pins). The near-field probe is small and handy. It has a current attenuating sheath and its upper side is electrically shielded. It can be connected to a spectrum analyzer or an oscilloscope with a 50  $\Omega$  input. The H-field probe does not have an internal terminating resistance of 50  $\Omega$ .

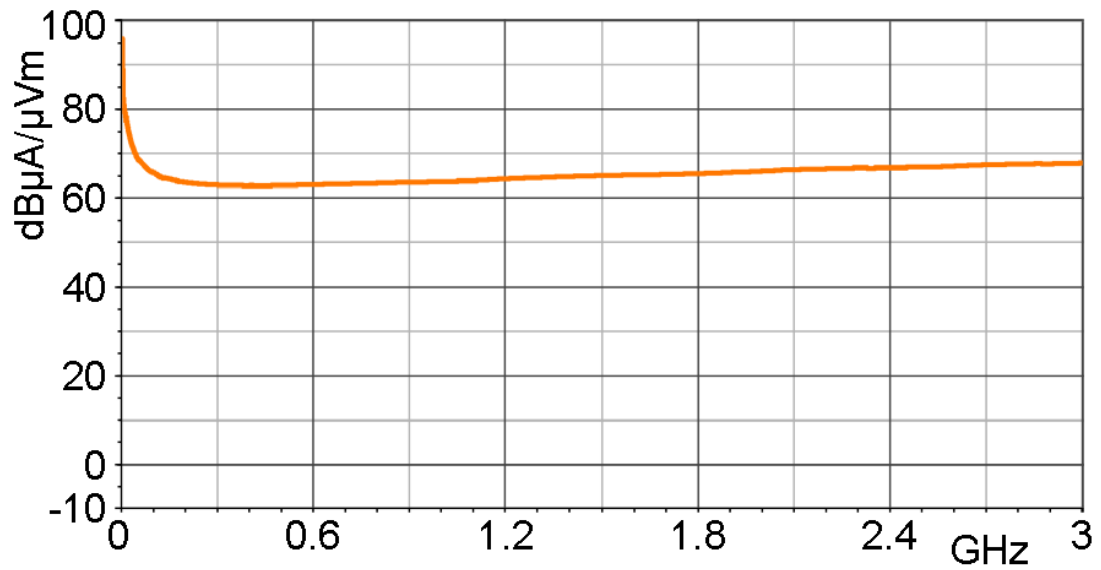
## Technical parameters

Frequency range	30 MHz ... 3 GHz
Resolution	$\approx 0.5$ mm
Probe head dimensions	$\varnothing \approx 4$ mm
Connector - output	SMB, male, jack
Weight	15 g

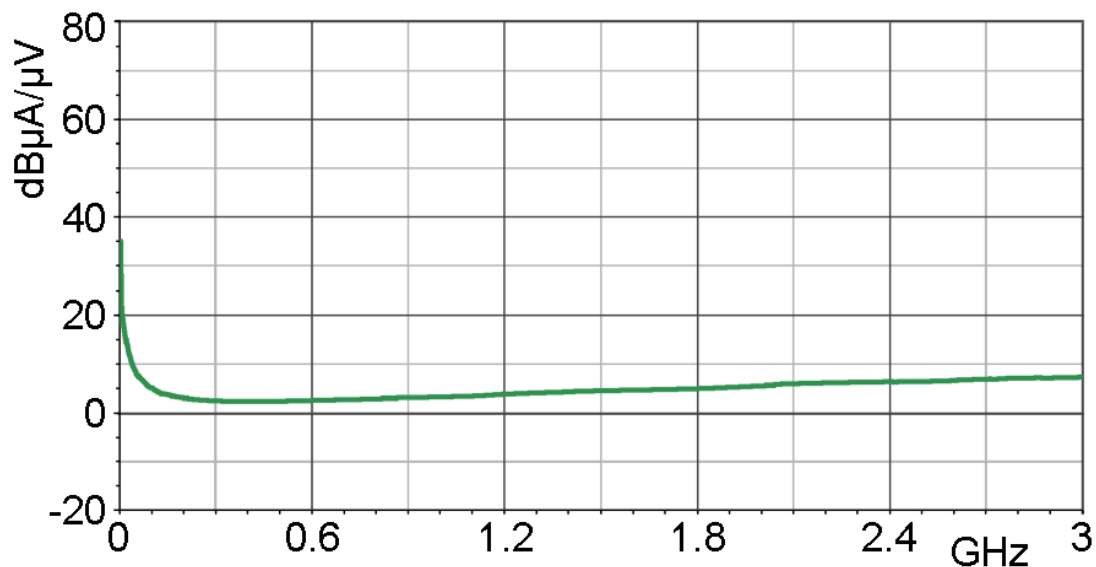
Frequency response [dB $\mu$ V] / [dB $\mu$ A/m]



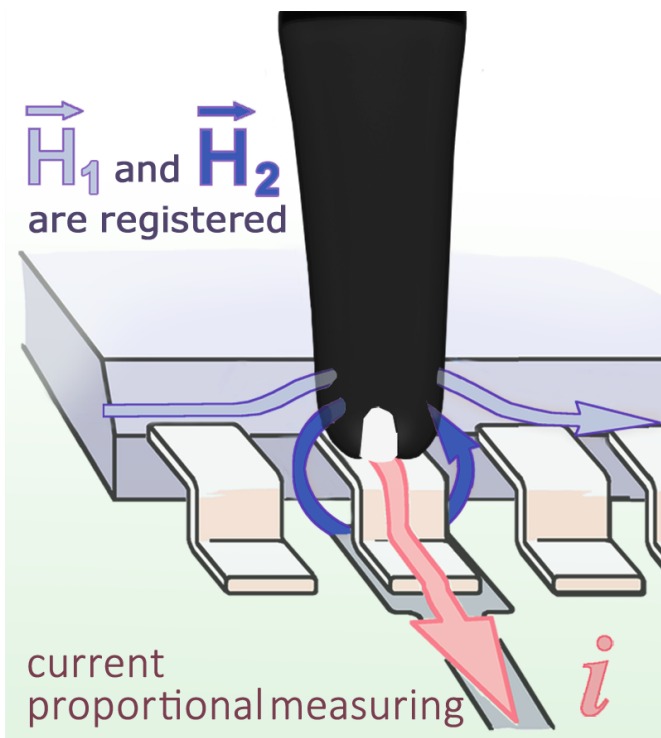
H-field correction curve [dB $\mu$ A/m] / [dB $\mu$ V]



Current correction curve [dB $\mu$ A] / [dB $\mu$ V]



Measuring principles



# RF-U 2.5-2

H-Field Probe 30 MHz up to 3 GHz

Probe head

