

# RFS-B 0.3-3

Scanner Probe 30 MHz up to 3 GHz



## Short description

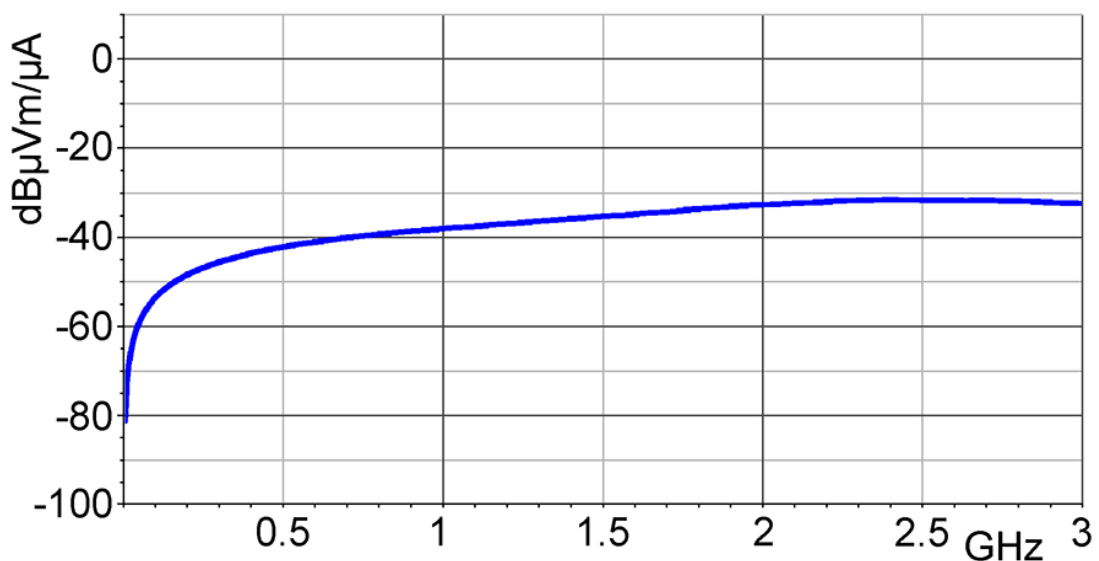
The scanner probe RFS-B 0.3-3 is designed for extreme small-scale detection of magnetic field. The coil inside the probe head is positioned at a 90° angle from the shaft. For measurements it can be positioned directly onto the measured object.

The RFS-B 0.3-3 is a passive magnetic field scanner probe. The probe head is basically constructed as for the RF-B 3-2. Field lines from other sources entering the probe head laterally are not detected. Because of its very small design, it can be used for measurements at hard to reach spots ,e.g. between components. It has a current attenuating sheath and its upper side is electrically shielded. It can be connected to a spectrum analyzer or an oscilloscope with a 50 Ω input. The H-field probe does not have an internal terminating resistance of 50 Ω.

## Technical parameters

Frequency range	30 MHz ... 3 GHz
Resolution	< 1 mm
Probe head dimensions	Ø ≈ 2 mm
Connector - output	SMA, male, jack

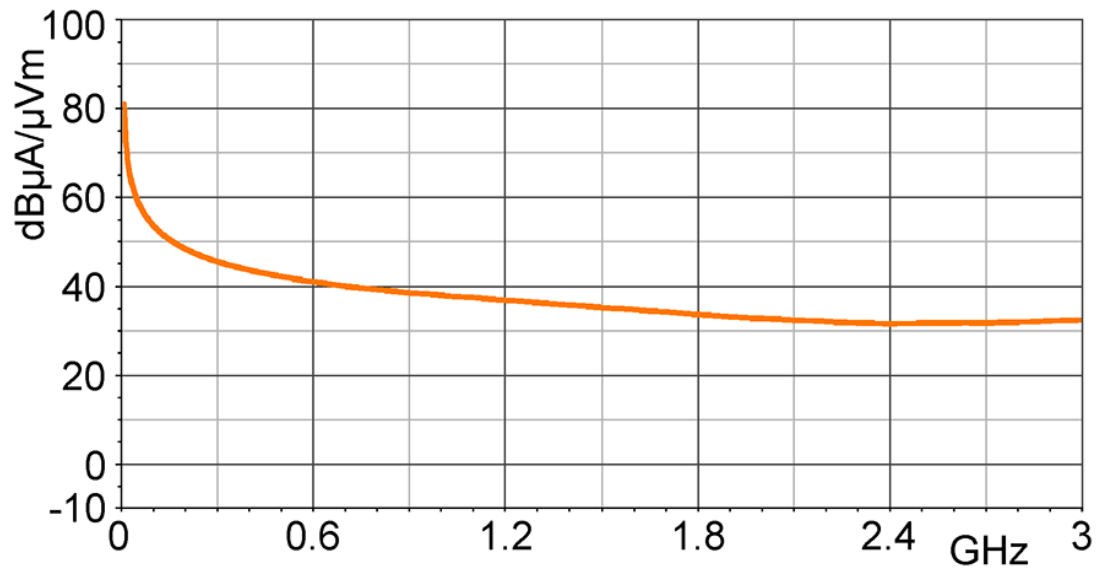
Frequency response [dBμV] / [dBμA/m]



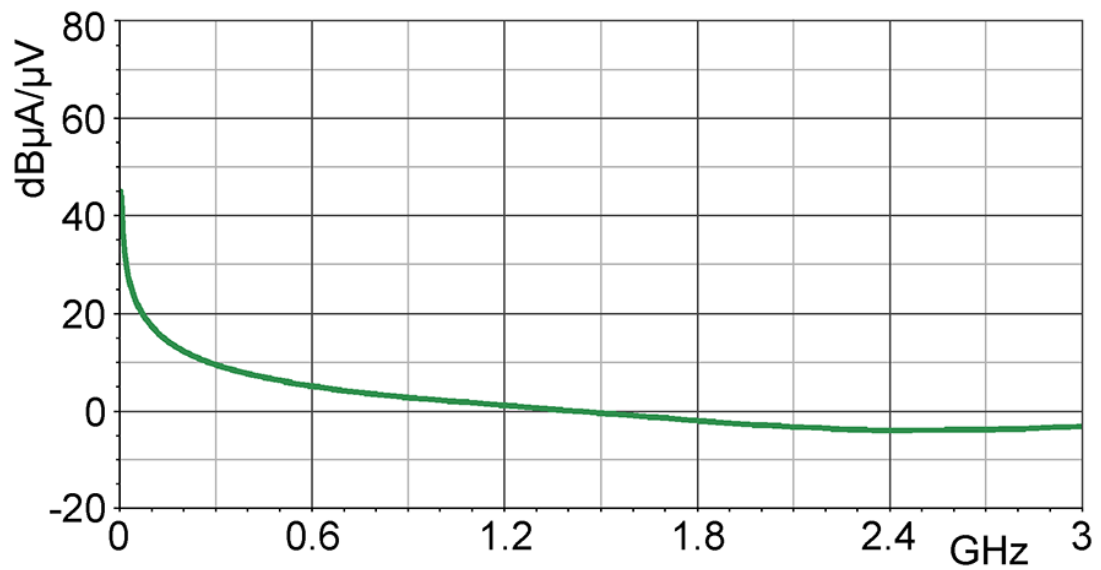
# RFS-B 0.3-3

Scanner Probe 30 MHz up to 3 GHz

H-field correction curve [dB $\mu$ A/m] / [dB $\mu$ V]



Current correction curve [dB $\mu$ A] / [dB $\mu$ V]



# RFS-B 0.3-3

Scanner Probe 30 MHz up to 3 GHz

## Measuring principles

