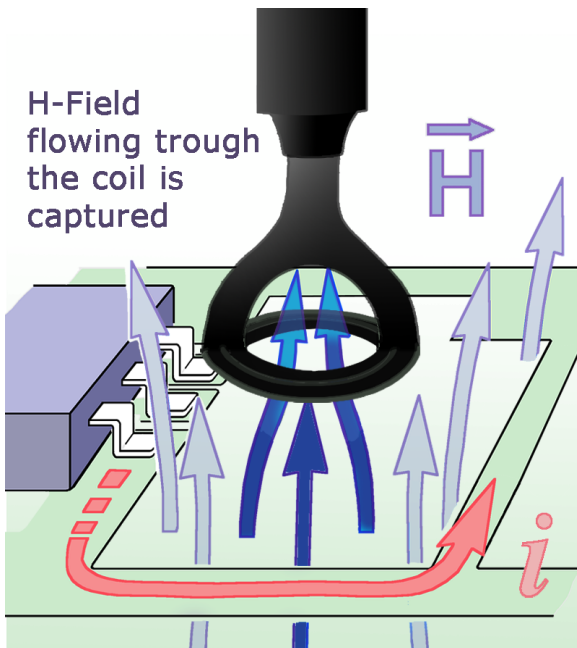


# RF-B 50-1

H-Field Probe 30 MHz up to 3 GHz



## Short description

The H-field probe RF-B 50-1 was developed for the Langer scanner and is used for the extremely small-scale detection of magnetic field lines entering the probe tip orthogonally. By positioning the probe head vertically, the measurement coil touches the surface of the printed circuit board directly.

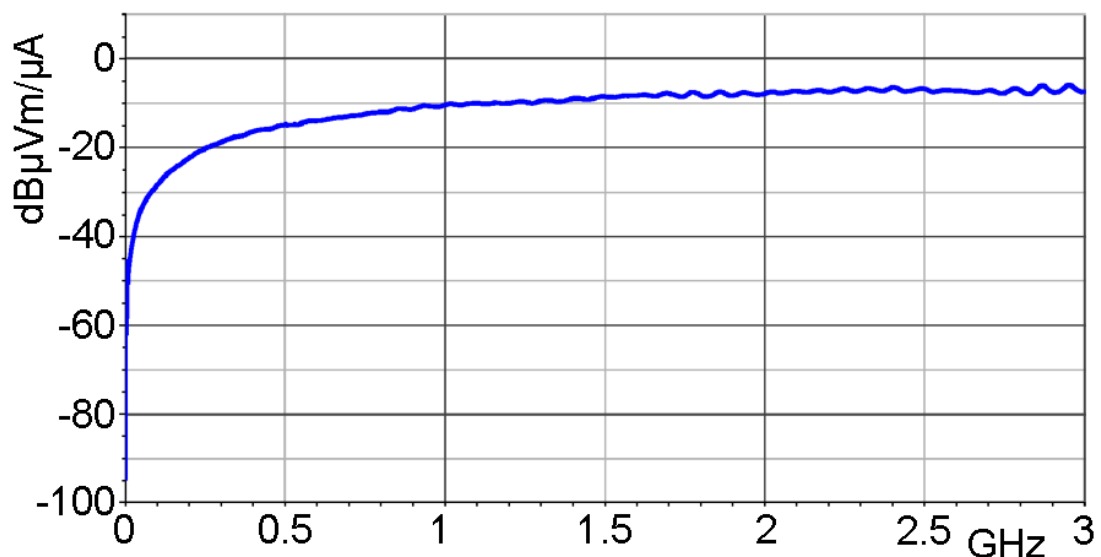
The RF-B 50-1 is a passive near-field probe which detects magnetic field lines emitted from the measured object at 90°. Magnetic field lines which enter the probe laterally are not detected.

In contrast to the RF-R 50-1 H-field probe, its coil is positioned in the probe tip at a 90° angle. The near-field probe is small and handy. It has a current attenuating sheath and, therefore, is electrically shielded. It can be connected to a spectrum analyzer or an oscilloscope with a 50 Ω input. The H-field probe does not have an internal terminating resistance of 50 Ω.

## Technical parameters

Frequency range	30 MHz - 3 GHz
Probe head dimensions	Ø ≈ 10 mm
Connector - output	SMB, male, jack

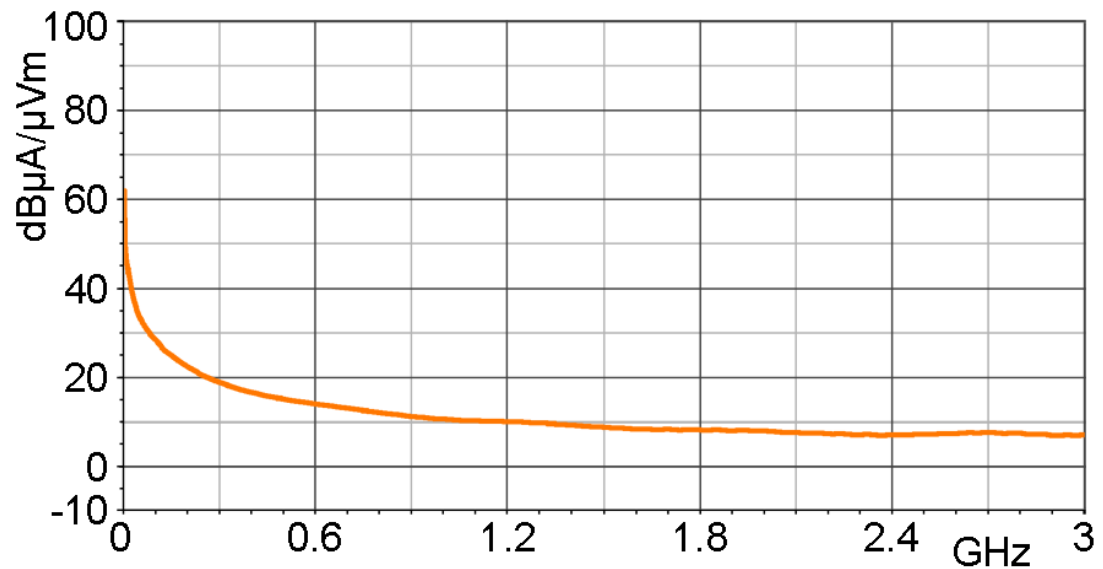
## Frequency response



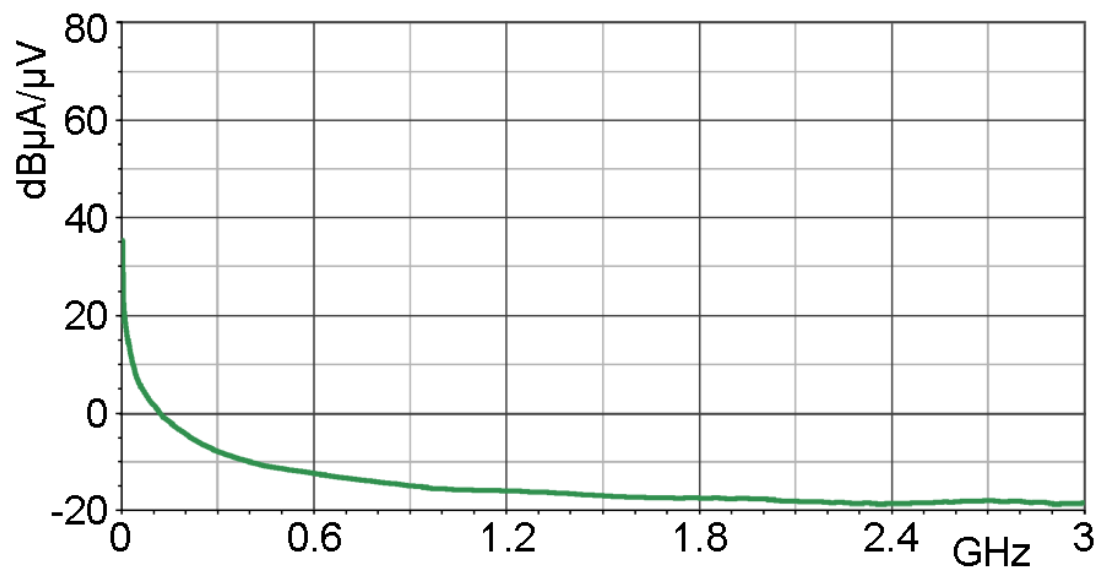
# RF-B 50-1

H-Field Probe 30 MHz up to 3 GHz

H-field correction curve [dB $\mu$ A/m] / [dB $\mu$ V]



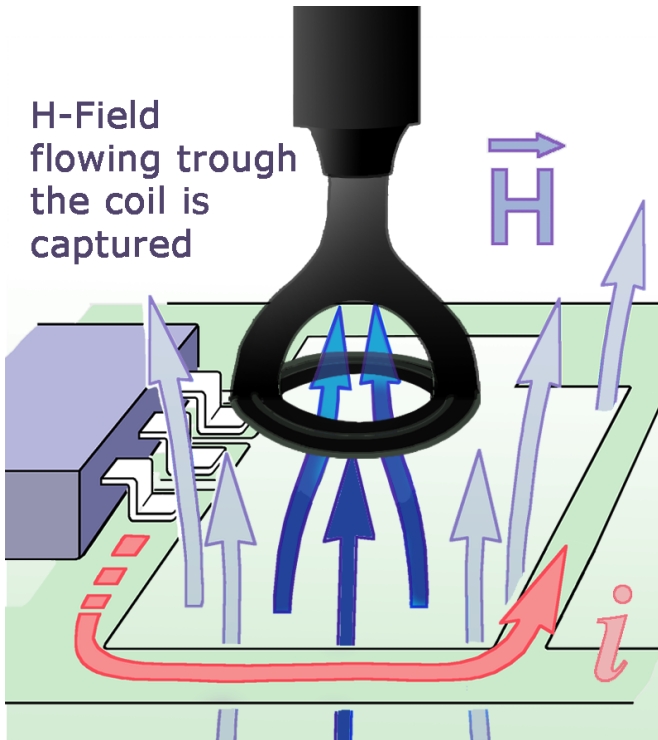
Current correction curve [dB $\mu$ A] / [dB $\mu$ V]



# RF-B 50-1

H-Field Probe 30 MHz up to 3 GHz

## Measuring principles



## Probe head

